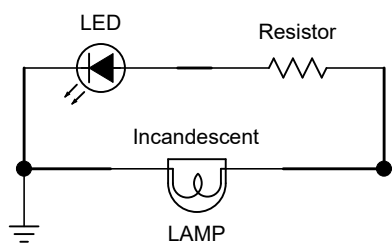
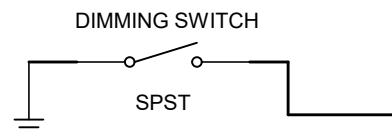
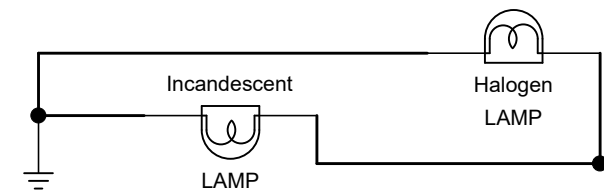


Note:  
TPS-28 should be connected to the Aircraft regulated power buss.

D/C POWER (+)

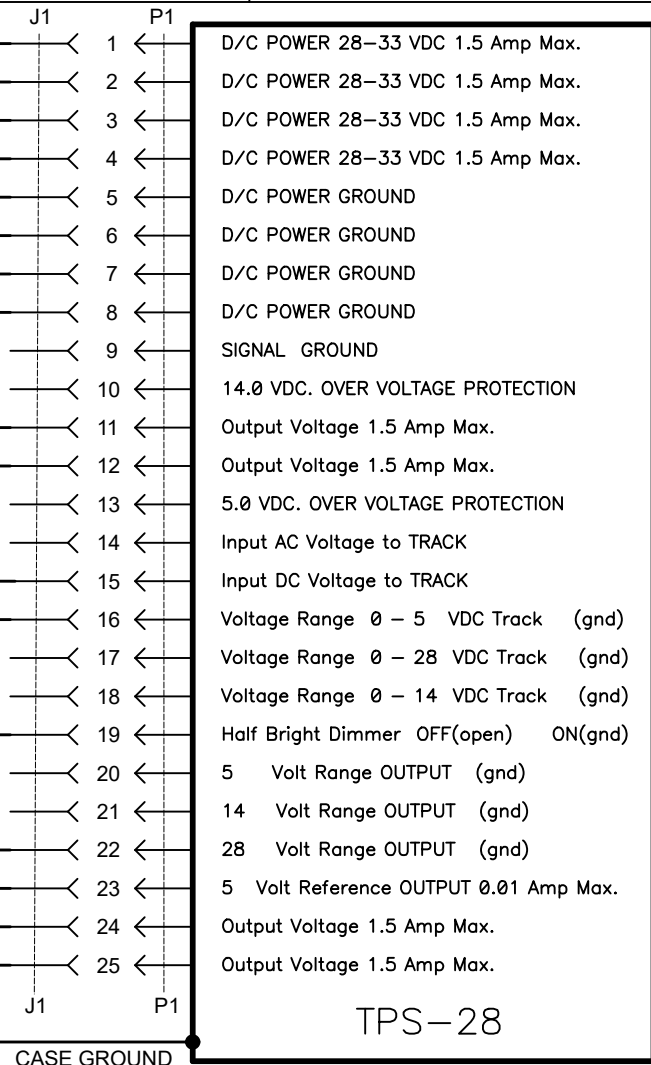
GND POWER (-)

10 AMP Circuit Breaker



NOTES:  
 1. Tracking Current 0.01 Amps Max.  
 2. Max. circuit breaker size 15 Amps.  
 3. Signal ground is used for adjustable resistor return.  
 4. Dimmer switch will work in any mode of operation.  
 5. Max. wire size is 18 GA for crimp pins.  
 6. DO NOT exceed 4 Amps. per Pin IN / OUT  
 7. Most LED's need Current limiting resistors, common values are 470 Ohms for 5 volts, 1K for 12 volts, 2.7K for 28 volts this gives 10ma of current for that LED.  
 8. Case of TPS-28 should be connected to ground.

Executive Engineering  
www.Exec-Eng.com



TPS-28

Title			28 VDC Fixed Output		
Size	Number			Rev	
A	TD28F			1	
Date	2/20/2020	Drawn by		EE	
Filename	TD28F.sch	Sheet		1	of 1