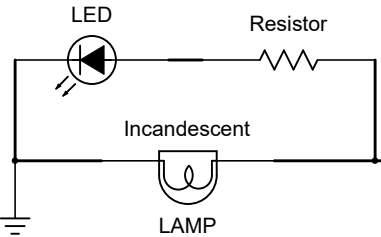
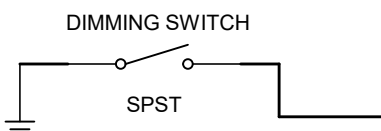
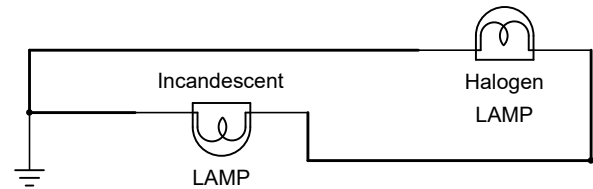


Note:  
TPS-28 should be connected to the Aircraft regulated power buss.



NOTES:  
 1. Tracking Current 0.01 Amps Max.  
 2. Max. circuit breaker size 15 Amps.  
 3. Signal ground is used for adjustable resistor return.  
 4. Dimmer switch will work in any mode of operation.  
 5. Max. wire size is 18 GA for crimp pins.  
 6. DO NOT exceed 4 Amps. per Pin IN / OUT  
 7. Most LED's need Current limiting resistors, common values are 470 Ohms for 5 volts, 1K for 12 volts, 2.7K for 28 volts this gives 10ma of current for that LED.  
 8. Case of TPS-28 should be connected to ground.

Executive Engineering  
www.Exec-Eng.com

Title 0-14 VDC TRACKING / 0-14 OUTPUT VDC		
Size A	Number TD14T-14	Rev 1
Date 2/20/2020	Drawn by EE	
Filename TD14T-14.sch	Sheet 1 of 1	